




600 Volt TYPE XHHW-2



July 2002

Description

Single copper or aluminum Series 8000 conductor with 600 Volt, XLPE insulation.

Specifications

UL UL 44

Ratings

Type XHHW-2

FED Federal Specification JC-30B

ICEA ICEA S-95-658

For 90°C Wet or Dry Operation.



Design Parameters

Conductor

- Single conductor, Class B concentric stranded annealed copper or aluminum Series 8000 per ASTM.

Insulation

- High quality, tough, heat resistant, and moisture resistant, thermosetting cross-linked polyethylene insulation.

Options

- VW-1
- Sunlight Resistant
- Compact Conductor
- CT Rated (1/0 AWG and Larger)

Installations

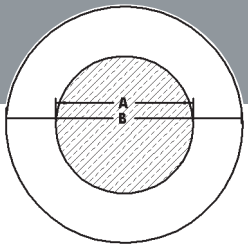
 Conduit in Air

 Isolated in Air

 Wet Locations

 Dry Locations

 Industrial



TYPE XHHW-2

600 Volt

Product Number	Conductor	Insulation Thickness (mils)	Conductor Diameter (in.)		Overall Diameter (in.)	Cable Weight (lbs./Kft)	† Ampacity (Amps)	
			(A)	(B)			Raceway	In Free air
600 Volt Copper								
▲ QØØ81ØA	8 AWG CU	45	0.143	0.24	70	55	80	
▲ QØ181ØA	6 AWG CU	45	0.180	0.28	100	75	105	
▲ QØ281ØA	4 AWG CU	45	0.226	0.33	150	95	140	
▲ QYZØ34A	3 AWG CU	45	0.253	0.34	181	110	165	
▲ QØ381ØA	2 AWG CU	45	0.284	0.39	240	130	190	
▲ QØ681ØA	1 AWG CU	55	0.324	0.45	290	150	220	
▲ QØ881ØA	1/0 AWG CU	55	0.364	0.49	360	170	260	
▲ QØ981ØA	2/0 AWG CU	55	0.408	0.53	450	195	300	
▲ QØA81ØA	3/0 AWG CU	55	0.458	0.58	560	225	350	
▲ QØB81ØA	4/0 AWG CU	55	0.515	0.64	700	260	405	
▲ QØC81ØA	250 MCM CU	65	0.561	0.70	830	290	455	
▲ QYZØ35A	300 MCM CU	65	0.614	0.74	975	320	405	
▲ QØD81ØA	350 MCM CU	65	0.664	0.80	1160	350	570	
▲ QYZØ36A	400 MCM CU	65	0.710	0.84	1288	380	615	
▲ QØE81ØA	500 MCM CU	65	0.794	0.93	1640	430	700	
▲ QYZØ37A	600 MCM CU	80	0.870	1.03	1934	475	780	
▲ QØF81ØA	750 MCM CU	80	0.974	1.15	2460	535	885	
▲ QØG81ØA	1000 MCM CU	80	1.124	1.29	3260	615	1055	

Information Subject to Change without Notice.

PRODUCT NOTES:

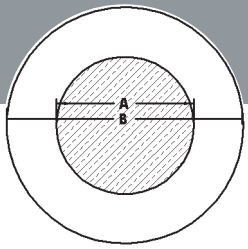
▲ Items are Pirelli authorized stock.
The above dimensions are approximate and subject to normal manufacturing tolerances.

†Ampacities are based on the following:

In Raceway (NEC Table 310-16): Not more than three current-carrying conductors, 90°C conductor temperature, and 30°C ambient temperature.

In Free Air (NEC Table 310-17): Single-insulated conductor, 90°C conductor temperature, and 30°C ambient temperature.





TYPE XHHW-2

600 Volt

Product Number	Conductor	Insulation Thickness (mils)	Conductor Diameter (in.)		Overall Diameter (in.)	Cable Weight (lbs./Kft)	† Ampacity (Amps)	
			(A)	(B)			Raceway	In Free Air
600 Volt Series 8000 Aluminum								
▲ QØJ818A	6 AWG AL	45	0.180	0.26	43	60	80	
▲ QØK818A	4 AWG AL	45	0.226	0.31	57	75	110	
▲ QØM818A	2 AWG AL	45	0.284	0.36	84	100	150	
▲ QØO818A	1 AWG AL	55	0.313	0.42	110	115	175	
▲ QØQ818A	1/0 AWG AL	55	0.352	0.45	133	135	205	
▲ QØR818A	2/0 AWG AL	55	0.395	0.50	162	150	235	
▲ QØS818A	3/0 AWG AL	55	0.443	0.54	200	175	275	
▲ QØT818A	4/0 AWG AL	55	0.498	0.60	243	205	315	
▲ QØU818A	250 MCM AL	65	0.561	0.66	295	230	355	
▲ QYZØ3ØA	300 MCM AL	65	0.614	0.71	347	255	395	
▲ QØV818A	350 MCM AL	65	0.664	0.76	395	280	445	
▲ QYZØ31A	400 MCM AL	65	0.710	0.80	450	305	480	
▲ QØW818A	500 MCM AL	65	0.794	0.88	548	350	545	
▲ QYZØ32A	600 MCM AL	80	0.870	0.98	676	385	615	
▲ QYZØ33A	700 MCM AL	80	0.940	1.05	778	420	675	
▲ QØX818A	750 MCM AL	80	0.974	1.09	820	435	700	
▲ QØY818A	1000 MCM AL	80	1.124	1.24	1071	500	845	

Information Subject to Change without Notice.

PRODUCT NOTES:

▲ Items are Pirelli authorized stock.
The above dimensions are approximate and subject to normal manufacturing tolerances.

†Ampacities are based on the following:

In Raceway (NEC Table 310-16): Not more than three current-carrying conductors, 90°C conductor temperature, and 30°C ambient temperature.

In Free Air (NEC Table 310-17): Single-insulated conductor, 90°C conductor temperature, and 30°C ambient temperature.

